


Executive

*garden buildings
by Beau Vale*



Garden Office
Summer House
Gymnasium
or that Garden
Sanctuary of
your dreams...

Executive



the ultimate in garden architecture

Executive space

Pitched roof with
vaulted ceiling
or contemporary flat
roofed buildings...
maximise your garden
space with inspired
design





Executive eco



Ecological Design

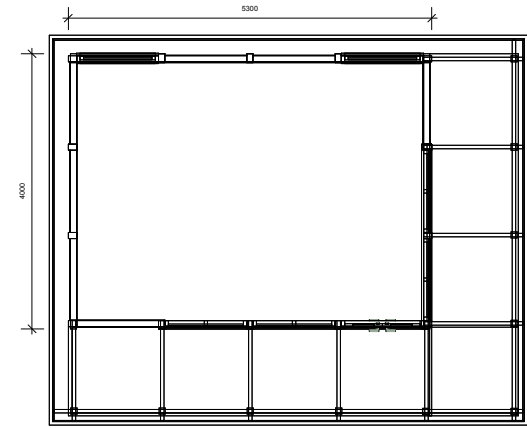
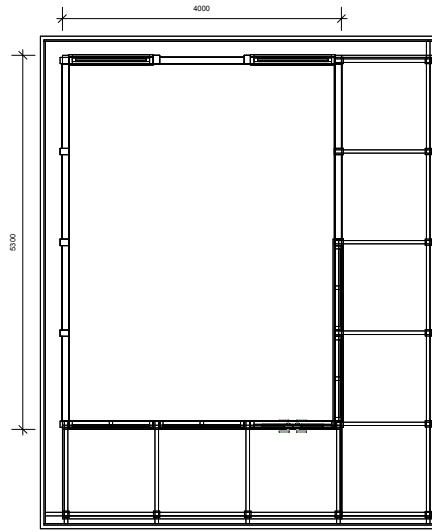
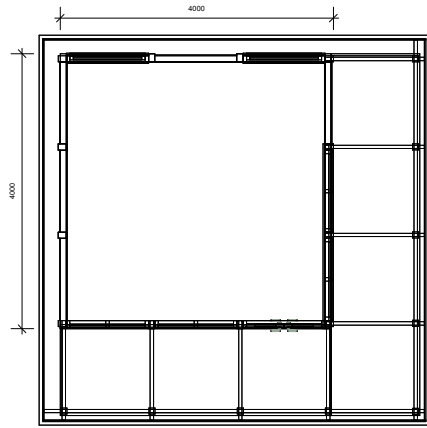


Sustainable Timber



Super Insulated

A garden room that you can use all year round that doesn't cost the earth to run



Executive standards

- Post and beam design
- Engineered timbers
- French doors
- Vent windows
- Full height glazing
- Decked veranda

Executive specification

MATERIALS & SPECIFICATION

External frame	Laminated timber beams
Doors	Laminated timber frame
Window frames	Laminated timber frame
Glazing	Double glazed package U-value 1.0 W/(m ² k)
External walls	U-Value of wall system .19 W/(m ² k)
Exterior wall cladding	Siberian Larch
Exterior wall frame	45x145mm stud
Exterior wall insulation 1	150mm Knauf insulation
Exterior wall insulation 2	50mm Knauf insulation
Exterior wall internal cladding	Plasterboard/plaster
Roof	U-value of roof system .19 W/(m ² k)
Roof cladding	Western Cedar shingles
Roof frame	45x145mm stud
Roof insulation 1	150mm Knauf insulation
Roof insulation 2	50mm Knauf insulation
Roof ceiling	Plasterboard/plaster
Suspended floor system	U-value of floor system .16 W/(m ² k)
Floor sub board	18mm Caberbeck
Floor frame	45x200mm Joist
Floor insulation	200mm Knauf insulation

Executive

by Beau Vale

t: 01433 650165 m: 07500 185811
email: info@beau-vale.com
web site: www.beau-vale.com